RACORD DOBROSLOVENI 1

AREA# A1 – SA1

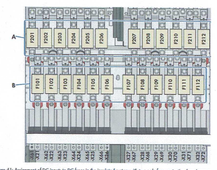

Figure 41: Assignment of DC inputs to DC fuses in the insulated system with two-pole fuse protection (maximum e

Position	Designation
A	DC fuses with negative terminal DC-
B	DC fuses with positive terminal DC+

SCB	String	Putere-SIR [W]	Putere-SCB [W]	UMPP [V]	IMPP [A]	FUSE [A]
SCBA-1.1	23	18,620.00	428,260.00	1072.4	399.35	500
SCBA-1.2	24	18,620.00	446,880.00	1072.4	416.71	500
SCBA-1.3	20	18,620.00	372,400.00	1072.4	347.26	500
SCBA-1.4	20	18,620.00	372,400.00	1072.4	347.26	500
SCBA-1.5	20	18,620.00	372,400.00	1072.4	347.26	500
SCBA-1.6	21	18,620.00	391,020.00	1072.4	364.62	500
SCBA-1.7	17	18,620.00	316,540.00	1072.4	295.17	500
SCBA-1.8	22	18,620.00	409,640.00	1072.4	381.98	500
SCBA-1.9	22	18,620.00	409,640.00	1072.4	381.98	500
SCBA-1.10	24	18,620.00	446,880.00	1072.4	416.71	500
SCBA-1.11	22	18,620.00	409,640.00	1072.4	381.98	500
SCBA-1.12	23	18,620.00	428,260.00	1072.4	399.35	500
Total	268		4,803,960.00			

SA1-1.1.2

String 2 (28 panouri)

SA1-1.1.1 – 28 PAN

P1 P2 P3 P4 P5 P6 P7 P8 P9 P10 P11 P12 P13 P14
P28 P27 P26 P25 P24 P23 P22 P21 P20 P19 P18 P17 P16 P15

MOTOR TRACKER 1.1.1

SA1-1.1.23

String 23 (28 panouri)

PVT-J 2x4(0,70mm2) PE(GREEN) MINUS(BLACK)

TOPSOLAR ALU 1500V 1X(2xYYYmm2)

3) INPUT FUSE Plus and Minus Type NH DC 1500V 400A, 22x FUSE LINK NO GFDI

AC POWER: 4400kVA (1x4400kVA) @35°C 3960kVA (1x3960kVA) @50°C 20/0.69kV KNAN (variantă) DYT1 (variantă) SWPS 3 (variantă) 50HZ

MV CONNECTORS INTERFACE 'C'

TU YYSYW

SINGLE CORE SHIELDED MV CABLES RGT 1YMT

M01-33

+MVSG MEDIUM VOLTAGE SWITCH GEAR 20kV

H253 TRANSFORMER PROTECTION L | H252 RING FEEDER R | H250 RING FEEDER R

SCB A–1.1

1) Input FUSE Plus and Minus Boards(type 1500V DC GR CY) 10 X 38 25A (8 inputs/board, 4 Boards), 64x Fuse Links 2) Monitoring block with DC–CT on Plus Board

Cutie de conexiuni

SCB/SIR A–1.1

SCB NUMBER (1–12)

INVERTER NUMBER (1)

=SC1 SUNNY CENTRAL 4400–UP

AC CIRCUIT BREAKER

TRAFO PROTECTION ALPHA

DC_Pwr4803.96

DATA STATION METEOCONTROL X–SERIES

STATIE METEO

=SDC4 BLOCURI CONVERSIE DC/DC MAX. 500kW/UNIT OPTIONAL IN ORDER PHASE

DPS-500_1

DPS-500_2

DPS-500_3

=FOC/UYCYY MONITORIZARE CAMP SOLAR

TERMINALE DE CONECTARE DC SI ATRIBUIRE PROTECTII FUZIBILE

DC + BUSBAR

=F201 500A X216 | =F202 500A X226 | =F203 400A X236 | =F204 315A X246 | =F205 500A X256 | =F206– 500A X266

DC + BUSBAR

=F207 500A X276 | =F208 500A X286 | =F209 500A X296 | =F210 500A X306 | =F211 500A X316 | =F212– 500A X326 | =F212– 500A X32

DC – BUSBAR

=F101 500A X616 | =F102 500A X626 | =F103 400A X636 | =F104 315A X646 | =F105 500A X656 | =F106+ 500A X666

DC – BUSBAR

=F107 500A X676 | =F108 500A X686 | =F109 500A X696 | =F110 500A X706 | =F111 500A X716 | =F112+ 500A X726 | =F112+ 500A X726

SCBA–1.1 SCBA–1.2 SCB A–1.3 SCB A–1.4 SCB A–1.5 SCB A–1.6 SCB A–1.7 SCB A–1.8 SCB A–1.9 SCBA–1.10 SCB A–1.11 SCBA–1.12 SCBA–1.13

INPUT FUSES PLUS

INPUT FUSES MINUS

INV

STORAGE CENTRAL INVERTER 1

DC_PwrAREA#

Data Station X-Series Outdoor

TERMINALE DE CONECTARE DC SI ATRIBUIRE PROTECTII FUZIBILE

DC + BUSBAR

=F201 6.30A | =F202 6.30A | =F203 6.30A | =F204 6.30A | =F205 6.30A | =F206 6.30A | =F207 6.30A | =F208 6.30A | =F209 6.30A | =F210 6.30A | =F211 6.30A | =F212– 6.30A

DC – BUSBAR

=F101 6.30A | =F102 6.30A | =F103 6.30A | =F104 6.30A | =F105 6.30A | =F106 6.30A | =F107 6.30A | =F108 6.30A | =F109 6.30A | =F110 6.30A | =F111 6.30A | =F112+ 6.30A

5MWh 5MWh

AREA# A2 – SA2

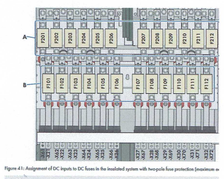

Figure 41: Assignment of DC inputs to DC fuses in the insulated system with two-pole fuse protection (maximum e

Position	Designation
A	DC fuses with negative terminal DC-
B	DC fuses with positive terminal DC+

SCB	String	Putere-SIR [W]	Putere-SCB [W]	UMPP [V]	IMPP [A]	FUSE [A]
SCBA-2.1	18	18620	335160	1072.4	312.53	500
SCBA-2.2	20	18620	372400	1072.4	347.26	500
SCBA-2.3	24	18620	446880	1072.4	416.71	500
SCBA-2.4	22	18620	409640	1072.4	381.98	500
SCBA-2.5	18	18620	335160	1072.4	312.53	500
SCBA-2.6	20	18620	372400	1072.4	347.26	500
SCBA-2.7	23	18620	428260	1072.4	399.35	500
SCBA-2.8	24	18620	446880	1072.4	416.71	500
SCBA-2.9	16	18620	297920	1072.4	277.81	500
SCBA-2.10	16	18620	297920	1072.4	277.81	500
SCBA-2.11	24	18620	446880	1072.4	416.71	500
SCBA-2.12	18	18620	335160	1072.4	312.53	500
SCBA-2.13	17	18620	316540	1072.4	295.17	500
	260		4,841,200.00			

SA2-2.1.2

String 2 (28 panouri)

SA2-2.1.1 – 28 PAN

P1 P2 P3 P4 P5 P6 P7 P8 P9 P10 P11 P12 P13 P14
P28 P27 P26 P25 P24 P23 P22 P21 P20 P19 P18 P17 P16 P15

SA2-2.1.18

String 18 (28 panouri)

PVT-J 2x4(0,70mm2) PE(GREEN) MINUS(BLACK)

TOPSOLAR ALU 1500V 1X(2xYYYmm2)

3) INPUT FUSE Plus and Minus Type NH DC 1500V 400A, 22x FUSE LINK NO GFDI

AC POWER: 4400kVA (1x4400kVA) @35°C 3960kVA (1x3960kVA) @50°C 20/0.69kV KNAN (variantă) DYT1 (variantă) SWPS 3 (variantă) 50HZ

MV CONNECTORS INTERFACE 'C'

TU YYSYW

SINGLE CORE SHIELDED MV CABLES RGT 1YMT

M01-33

+MVSG MEDIUM VOLTAGE SWITCH GEAR 20kV

H253 TRANSFORMER PROTECTION L | H252 RING FEEDER R | H250 RING FEEDER R

SCB A–2.1

1) Input FUSE Plus and Minus Boards(type 1500V DC GR CY) 10 X 38 25A (8 inputs/board, 4 Boards), 64x Fuse Links 2) Monitoring block with DC–CT on Plus Board

Cutie de conexiuni

SCB/SIR A–2.1

SCB NUMBER (1–13)

INVERTER NUMBER (1)

=SC1 SUNNY CENTRAL 4400–UP

AC CIRCUIT BREAKER

TRAFO PROTECTION ALPHA

DC_Pwr4841.2

DATA STATION METEOCONTROL X–SERIES

STATIE METEO

=SDC4 BLOCURI CONVERSIE DC/DC MAX. 500kW/UNIT OPTIONAL IN ORDER PHASE

DPS-500_1

DPS-500_2

DPS-500_3

=FOC/UYCYY MONITORIZARE CAMP SOLAR

TERMINALE DE CONECTARE DC SI ATRIBUIRE PROTECTII FUZIBILE

DC + BUSBAR

=F201 500A X216 | =F202 500A X226 | =F203 500A X236 | =F204 500A X246 | =F205 500A X256 | =F206 500A X266 | =F207 500A X276

DC + BUSBAR

=F208 500A X286 | =F209 500A X296 | =F210 500A X306 | =F211 500A X316 | =F212 500A X326 | =F213– 500A X336

DC – BUSBAR

=F101 500A X616 | =F102 500A X626 | =F103 500A X636 | =F104 500A X646 | =F105 500A X656 | =F106 500A X666 | =F107+ 500A X676

DC – BUSBAR

=F108 500A X686 | =F109 500A X696 | =F110 500A X706 | =F111 500A X716 | =F112 500A X726 | =F113+ 500A X736

SCB A–2.1 SCB A–2.2 SCB A–2.3 SCB A–2.4 SCB2 A–2.5 SCB A–2.6 SCB A–2.7 SCBA–2.8 SCB A–2.9 SCB A–2.10 SCB A–2.11 SCB A–2.12 SCB A–1.13

INPUT FUSES PLUS

INPUT FUSES MINUS

INV

STORAGE CENTRAL INVERTER 2

DC_PwrAREA#

Data Station X-Series Outdoor

TERMINALE DE CONECTARE DC SI ATRIBUIRE PROTECTII FUZIBILE

DC + BUSBAR

=F201 6.30A | =F202 6.30A | =F203 6.30A | =F204 6.30A | =F205 6.30A | =F206 6.30A | =F207 6.30A | =F208 6.30A | =F209 6.30A | =F210 6.30A | =F211 6.30A | =F212– 6.30A

DC – BUSBAR

=F101 6.30A | =F102 6.30A | =F103 6.30A | =F104 6.30A | =F105 6.30A | =F106 6.30A | =F107 6.30A | =F108 6.30A | =F109 6.30A | =F110 6.30A | =F111 6.30A | =F112+ 6.30A

5MWh 5MWh

PUNCT DE CONEXIUNE

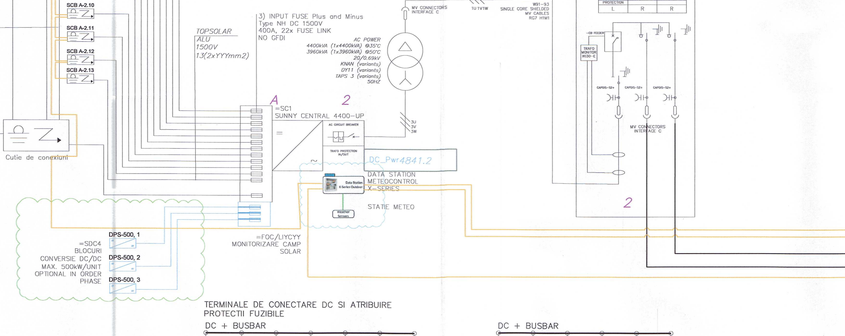

Autorizatia Nationala de Reglementare In Domeniul Energiei

Ing. Popa Cosmin

Verificator de proiecte de Instalatii electrice

Autorizatia nr. 202120090

Valabilă până la data 17.04.2031

proiectant de specialitate: RES TERRANET HOLDING S.R.L. Soseaua Nordului nr. 620, Sector 1, Bucuresti J2022006620408 CUI RO45930046	Beneficiar: TERRAVIS STUDIO S.R.L.	A0	Proiect numar: RES_DOBRO_03
			Cod plansa: RES_DOBRO_03_PTh_BESS1_Situatie
	Adresa: DOBROSLOVENI, JUDETUL OLT		Faza: PTh
			Revizia: 0
Proiectant: ing. SEILA RASIT	Scara:	Denumire proiect: DEZVOLTAREA UNEI CAPACITATI DE STOCARE A ENERGIEI ELECTRICE IN CENTRALA ELECTRICA FOTOVOLTAICA CEF DOBROSLOVENI 1	
Desenat: ing. BRIANA OCTAVIAN	Data: SEPT 2026	Titlu plansa: SCHEMA MONOFILARA	
Sef de proiect: ing. AUREL ARION			